




REAGENTS & CONSUMABLES SECTOR REAGENT



Kalstein[®]

A different accompaniment, at your service





Kalstein®

A different accompaniment, at your service

OUR SERVICES

Benefits and Support

In Kalstein France, we take care of the full satisfaction of our customers, that is why we provide value-added services of the highest level based on our experience.



Online Inductions and Trainings

In any part of the world, receive your induction or training from our specialized team of engineers



Quick Response

Our work team is always available to response all your consults or questions, in order to support you in any situation.



#Letsgivemore

Thanks to your purchase, a donation will be made to a non-profit foundation that fights against breast cancer and helps most vulnerable communities.



Technical Support

Enjoy of personalized advice for the correct preventive and corrective maintenance of your equipment, thanks to Kalstein's manuals and articles, special catalogues and video tutorials.



Delivery Logistics

We take care of all the necessary logistics for the dispatch of your goods, whether is by sea, land or air.



Kalstein Worldwide


With more than 25 years growing with our customers, Kalstein's multiformat and modern content, is now present in more than 10 countries and increasing.



KALSTEIN® Reagents

Histopathology Accessories and Consumables Packages

Model YRA18-1 // YRA33-3



Histology Consumables:

Improve quality, reduce errors, and save time with dedicated plug and play consumables. From glass slides and coverslips to wax and bulk reagents, smooth running of any laboratory depends on a consistent supply of high-quality consumables. Amongst our range of histology consumables you will be sure to find a cassette especially suited to fill your specific needs when processing regular tissue samples, single and multiple biopsies and also large specimens. Most models can be used with automated labelling machines. Histology and pathology are sciences that are often used together in biology and medical laboratories. Histology and pathology laboratory equipment are tools that help to prepare and examine tissues. Microtomes produce thin tissue slices, and tissue processors automatically prepare tissue samples for study, freezing stages quickly and uniformly freezing samples, and cryostats keep them frozen. Semiconductive platforms keep your sample at a constant temperature, either warm or cold, while transporting or analyzing the specimens. There are automatic slide dryers, strainers, and labelers to help minimize error, time, and expense when preparing slides of the samples. Of course, once samples have been processed and are ready for analysis, microscopes are used to analyze the tissues



#Letsgivemore ❤️

Thanks to your purchase, a donation will be made to a non-profit foundation that fights against breast cancer and helps most vulnerable communities.




All rights reserved © KALSTEIN France S. A. S.,
 2 Rue Jean Lantier • 75001 Paris •
 +33 1 78 95 87 89 / +33 6 80 76 07 10 •
<https://kalstein.eu>
 KALSTEIN FRANCE, S. A. S



KALSTEIN® Reagents

Histopathology Accessories and Consumables Packages

Model YRA18-1 // YRA33-3



Type of Accessories and Consumables:

Disposable microtome blade (Low Profile)

Low-profile Kalstein YRA18 disposable blades are made of stainless steel with high durability.

An inventive blade coating process using PTFE enables section stretching and quality sectioning ribbons in routine histology. Fine yet durable, the 80 mm long x 8 mm high x 0.25 mm thick blades are specifically designed for use with Kalstein microtomes or cryostats classified and labeled as in vitro diagnostic medical devices for histological medical diagnosis, e.g. cancer diagnosis.

Disposable microtome blade (High Profile)

The High Profile YRA19 disposable microtome blade is suitable for all paraffin embedded tissue blocks in routine applications.

The High-profile disposable blades are made of stainless steel with high durability.

Cassettes

Are used in the processing, embedding, sectioning and long term storage of tissue and biopsy specimens. High density acetal construction. Acetal is resistant to histological solvents such as alcohol and xylene.



#Letsgivemore

Thanks to your purchase, a donation will be made to a non-profit foundation that fights against breast cancer and helps most vulnerable communities.



All rights reserved © KALSTEIN France S. A. S.,
2 Rue Jean Lantier • 75001 Paris •
+33 1 78 95 87 89 / +33 6 80 76 07 10 •
<https://kalstein.eu>
KALSTEIN FRANCE, S. A. S



KALSTEIN® Reagents

Histopathology Accessories and Consumables Packages

Model YRA18-1 // YRA33-3



Technical Specifications:

Model	Description	Box
YRA18-1	Disposable microtome blade (Low profile)	250 boxes
YRA19-1	Disposable microtome blade (High profile)	40 boxes
YRA20-1	Tissue embedding cassette	9000pcs
YRA21-1	Plastic cassette with plastic cover	4000pcs
YRA33-2	Paraffin block	10kgs (20 boxes)/Carton
YRA33-3	Granular paraffin	10 KG (10 bags)/Carton



#Letsgivemore ♥

Thanks to your purchase, a donation will be made to a non-profit foundation that fights against breast cancer and helps most vulnerable communities.



All rights reserved © KALSTEIN France S. A. S.,
 2 Rue Jean Lantier • 75001 Paris •
 +33 1 78 95 87 89 / +33 6 80 76 07 10 •
<https://kalstein.eu>
KALSTEIN FRANCE, S. A. S





 **Kalstein**[®]
A different accompaniment, at your service

#LETSGIVEMORE 

**WITH THE
ACQUISITION
OF A KALSTEIN
EQUIPMENT**

YOU MAKE A CONTRIBUTION TO:



**Fundación
Jacinto Convit**

<https://www.jacintoconvit.org/>



<https://onetreepanted.org>



Humatem

Solidarité et coopération
biomédicale

<https://www.humatem.org/>



**MANIAPURE
FOUNDATION USA**

<https://www.maniapurefoundation.org/>

Articles Kalstein
(Social Networks and Official Websites)



Kalstein Blog
Not just be informed, be fully informed

The 3 articles of the week!

Read more on Kalstein's social medias or official websites
<https://kalstein.eu/articles>



1
Read this ARTICLE NOW

How does the climate affect your microscope?

Kalstein Blog

Article of the week:
How does the climate affect your microscope?

Read more on Kalstein's social medias or official websites
<https://kalstein.eu/articles>



2
Read this ARTICLE NOW

What is the importance of the laboratory refrigerator?

Kalstein Blog

Article of the week:
What is the importance of the laboratory refrigerator?

Read more on Kalstein's social medias or official websites
<https://kalstein.eu/articles>

Kalstein Training Videos
(Youtube Channel and Official Websites)



Kalstein France - Jacinto Convit Foundation / Allianc...

23 views • 3 years ago



Kalstein's Microscopes

445 views • 1 week ago



PARIS - FRANCE
HEADQUARTER
2 Rue Jean Lantier
75001 Paris - France

Tlf: +33 (0) 01 78 95 87 89
Cel: +33 (0) 6 80 76 07 10
sales@kalstein.eu

<https://kalstein.eu/>
<https://www.kalstein.fr/>

